




A resource from  
@mrschalmerscherubs

# PARTNER PAIRING


*Cards!*



- Quick partner and group pairing.
- Low-prep.

# HOW-TO!

Handy tip: Don't worry about double cutting, just laminate and cut once!



These cards are designed to make forming partners and groups easier and fun! Each set is marked by a different colour border. E.g. the 'Character' set is marked by blue, while the 'Food Friends' set is marked by black. Use this colour coding to organise cards and groups.

Use to find partners:

- Distribute the cards throughout your class. Students then find a partner who matches their card. To re-shuffle students, get them to swap their cards and repeat.

Use to create groups:






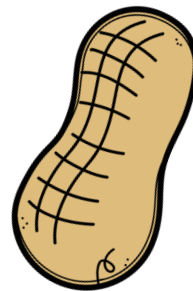







- Include a selection from a few different sets. Then, once students have found their partner, ask them to pair up with another set that is marked by a different colour.

Classes bigger than 28 students:

- Distribute the 'bonus' star cards. Explain that some students have a 'bonus' card and need to find their matching star partners.








Just a note...

- Most cards will have an obvious partner choice, but some are trickier than others. You could always number the back of the cards before laminating to make pairing up easier.



Food Friends



Find  
Someone  
Who...



Food Friends




Find  
Someone  
Who...






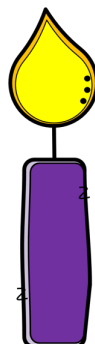


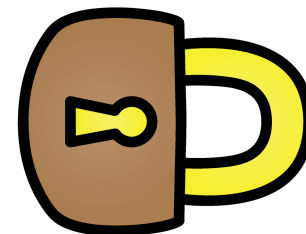


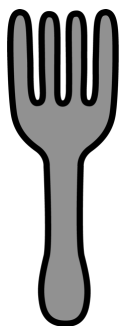
Character Friends

Find  
Someone  
Who...





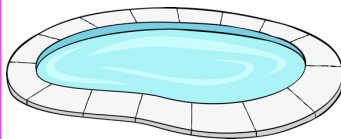
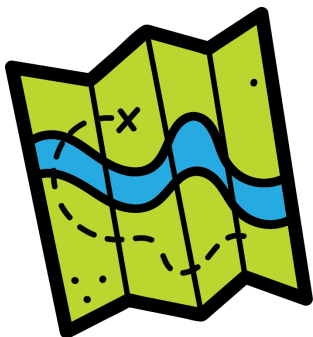
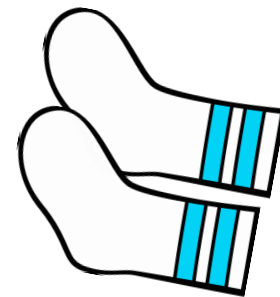

Character Friends

Find  
Someone  
Who...















Object Friends

Find  
Someone  
Who...



Object Friends









Find  
Someone  
Who...



Animal Friends










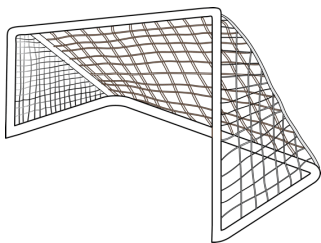

Find  
Someone  
Who...






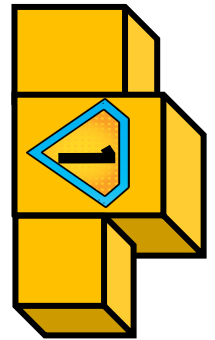
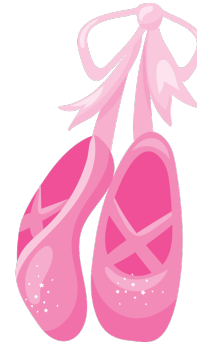

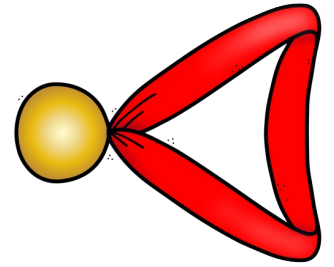
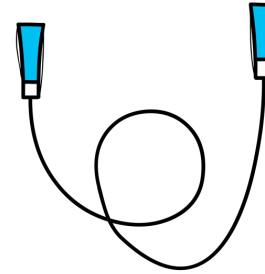
Animal Friends

Find  
Someone  
Who...




Sport Friends

Find  
Someone  
Who...



Sport Friends

Find  
Someone  
Who...



**BONUS**




**BONUS**




**BONUS**




**BONUS**



**BONUS**



**BONUS**




**BONUS**




**BONUS**




**BONUS**




**BONUS**




**BONUS**



**BONUS**



**BONUS**



**BONUS**

*Bonus Cards  
Find  
Someone  
Who...*



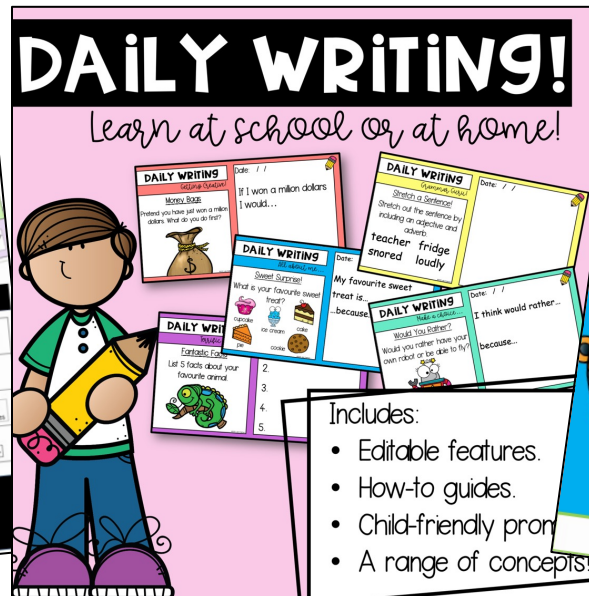
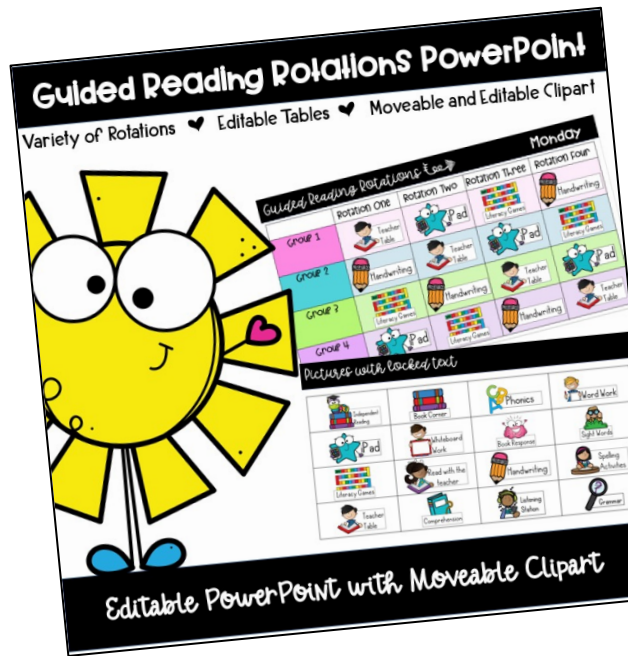
# LET'S CONNECT!

Sign up at  
[www.mrschalmerscheryups.com](http://www.mrschalmerscheryups.com) for  
exclusive freebies!



Find me on Instagram  
@mrschalmerscheryups!

# CHECK THESE OUT!





A resource from  
@mrschalmerscherubs

# THANK YOU

To these designers!

